

| TYPE OF SPECIES | YEAR | ANALYSIS OR EQUIVALENT N-P-K | RATE | N TOP DRESSING |
|---------------------------------------|--------------------------|------------------------------|------------------------------------|-----------------------------|
| 1. COOL SEASON GRASSES | FIRST SECOND MAINTENANCE | 6-12-12 6-12-12 | 1500 LBS/AC 1000 LBS/AC 400 LBS/AC | 50-100 LBS/AC 1/2 30 |
| 2. COOL SEASON GRASSES AND LEGUMES | FIRST SECOND MAINTENANCE | 6-12-12 6-12-12 | 1500 LBS/AC 1000 LBS/AC 400 LBS/AC | 0.50 LBS/AC 1/ 30 |
| 3. GROUND COVERS | FIRST SECOND MAINTENANCE | 6-12-12 6-12-12 | 1500 LBS/AC 1000 LBS/AC 400 LBS/AC | - |
| 4. SHRUBS LESPEDEZA | FIRST MAINTENANCE | 6-12-12 6-12-12 | 1500 LBS/AC 1000 LBS/AC 400 LBS/AC | - |
| 5. TEMPORARY COVER CROPS SEEDED ALONE | FIRST | 6-12-12 6-12-12 | 500 LBS/AC | 30 LBS/AC 5/ |
| 6. WARM SEASON GRASSES | FIRST SECOND MAINTENANCE | 6-12-12 6-12-12 | 1500 LBS/AC 1000 LBS/AC 400 LBS/AC | 50-100 LBS/AC 2/6 30 LBS/AC |
| 7. WARM SEASON GRASSES AND LEGUMES | FIRST SECOND MAINTENANCE | 6-12-12 6-12-12 | 1500 LBS/AC 1000 LBS/AC 400 LBS/AC | 50 LBS/AC 6/ |

MULCHING RATES:
1. DRY STRAW: 2 TONS PER ACRE.
2. DRY HAY: 2-1/2 TONS PER ACRE.
3. FOR HYDRAULIC SEEDING USE WOOD DCELLULOSE MULCH OR WOOD PULP FIBER AT THE RATE OF 500 POUNDS PER ACRE.

1/ APPLY IN SPRING FOLLOWING SEEDING.
2/ APPLY IN SPLIT APPLICATIONS.
3/ APPLY WHEN PLANTS ARE PRUNED.
4/ APPLY TO GRASS SPECIES ONLY.
5/ APPLY TO GRASS SPECIES ONLY.
6/ APPLY WHEN PLANTS GROW TO A HEIGHT OF 2 TO 4 INCHES.

FERTILIZER AND MULCHING REQUIREMENTS

| SPECIES | BROADCAST PER ACRE PER 1000 SF | RESOURCE AREA | PLANTING DATES | REMARKS |
|--------------------|--------------------------------|---------------|---------------------|--|
| BARLEY | 14 LBS | M-L, A/ P C | J A M J J A S O N D | 14,000 SEED PER POUND WINTER HARDY SOIL ON PRODUCTIVE SOILS |
| ALONE IN MIXTURE | 24 LBS 3.3 LBS 0.6 LBS | | | |
| LESPEDEZA, ANNUAL | 40 LBS | M-L P C | | 200,000 SEED PER POUND MAY VOLUNTEER FOR SEVERAL YEARS USE INOCULANT EL. |
| ALONE IN MIXTURE | 10 LBS 0.9 LBS 0.2 LBS | | | |
| LOVEGRASS, WEEPING | 4 LBS | M-L P C | | 1,500,000 SEED PER POUND MAY LAST FOR SEVERAL YEARS. MIX WITH BERGIA LESPEDEZA |
| ALONE IN MIXTURE | 2 LBS 0.2 LBS | | | |
| MILLET, BROWN TOP | 40 LBS | M-L P C | | 137,000 SED PER POUND. QUICK DENSE COVER. WILL PROVIDE TOO MUCH COMPETITION IN MIXTURES IS SEEDING AT HIGH RATES |
| ALONE IN MIXTURE | 10 LBS 0.9 LBS 0.2 LBS | | | |
| RYE | 3 BU | M-L P C | | 18,000 SEED PER POUND. QUICK COVER. DROUGHT TOLERANT AND WINTER HARDY |
| ALONE IN MIXTURE | 1/2 BU 0.6 LBS | | | |
| RYEGRASS, ANNUAL | 50 LBS | M-L P C | | 227,000 SEED PER POUND. DENSE COVER. VERY COMPETITIVE AND IS NOT TO BE USED IN MIXTURES. |
| ALONE | | | | |

M-L REPRESENTS TO MOUNTAIN; BLUE RIDGE; AND RIDGES AND VALLEYS MLRA'S
C REPRESENTS THE SOUTHERN COASTAL PLAIN; SAND HILLS; AND ATLANTIC COAST. FLATWOODS MLRA'S

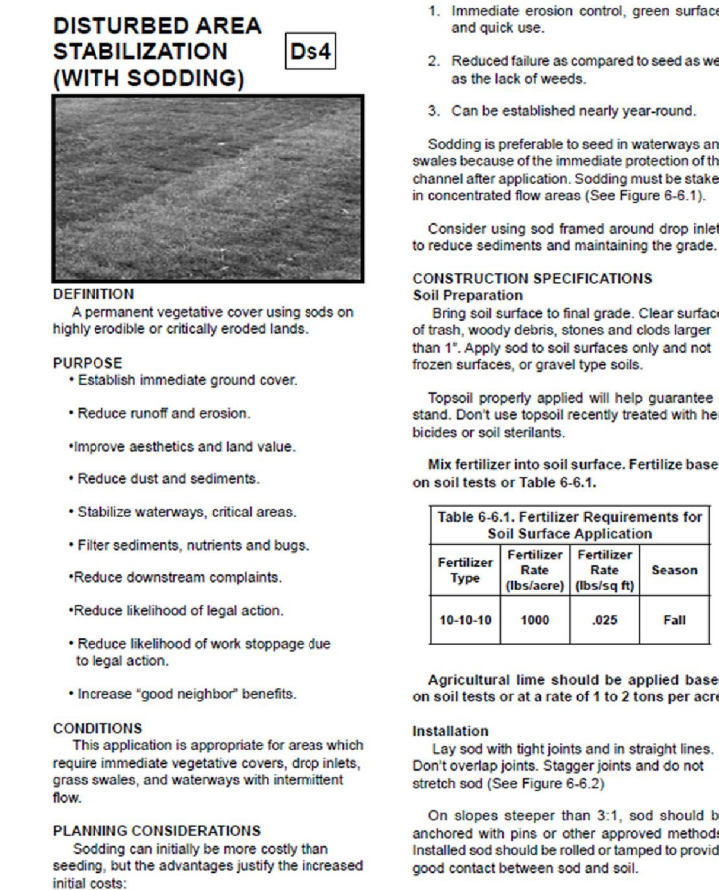
DISTURBED AREA STABILIZATION (TEMP)

| SPECIES | BROADCAST PER ACRE PER 1000 SF | RESOURCE AREA | PLANTING DATES | REMARKS |
|--|--------------------------------|---------------|---------------------|---|
| BERMUDA, COMMON HULLED SEED | 10 LBS 6 LBS | P C | J A M J J A S O N D | 1,787,000 SEED PER POUND. QUICK COVER. LOW GROWING AND SOO FORMING. FULL SUN. GOOD FOR ATHLETIC FIELDS |
| ALONE WITH OTHER PERENNIALS | | | | |
| BERMUDA, COMMON UNHULLED SEED | 10 LBS 6 LBS | P C | | PLANT WITH WINTER ANNUALS PLANT WITH TALL FESCUE |
| WITH TEMP COVER WITH OTHER PERENNIALS | | | | |
| CENTPEDE | BLOCK SOO ONLY | M-L P | | DROUGHT TOLERANT. FULL SUN OR PARTIAL SHADE. EFFECTIVE ADJACENT TO CONC. AND IN CONCENTRATED FLOW AREAS. IRRIGATION IS NEEDED UNTIL FULLY ESTABLISHED. DO NOT PLANT NEAR PASTURES. |
| CROWN VETCH | 15 LBS | M-L P | | 100,000 SEED PER POUND. DENSE GROWTH. DROUGHT TOLERANT AND FIRE RESISTANT. USE FROM NORTH ATLANTA & NORTHWARD |
| WITH WINTER ANNUALS OR COOL SEASON GRASSES | | | | |
| FESCUE, TALL | 50 LBS 30 LBS | M-L P | | 227,000 SEED PER POUND. USE ALONE ONLY ON BETTER SITES. NOT FOR DROUGHTY SOILS. NOT FOR HEAVY USE. |
| ALONE WINTER PERENNIALS | | | | |
| LESPEDEZA | 60 LBS 75 LBS | M-L P C | | 300,000 SEED PER POUND. HEIGHT OF GROWTH IS 18 TO 24 INCHES. ADVANTAGES IN URBAN AREAS. MIX W/ WEEPING LOVEGRASS. COMMON BERMUDA BAHIA, TALL FESCUE, OR WINTER ANNUALS. INOCULATE SEED W/ EL INOCULANT. |
| SCARIFIED UNSCARIFIED | | | | |

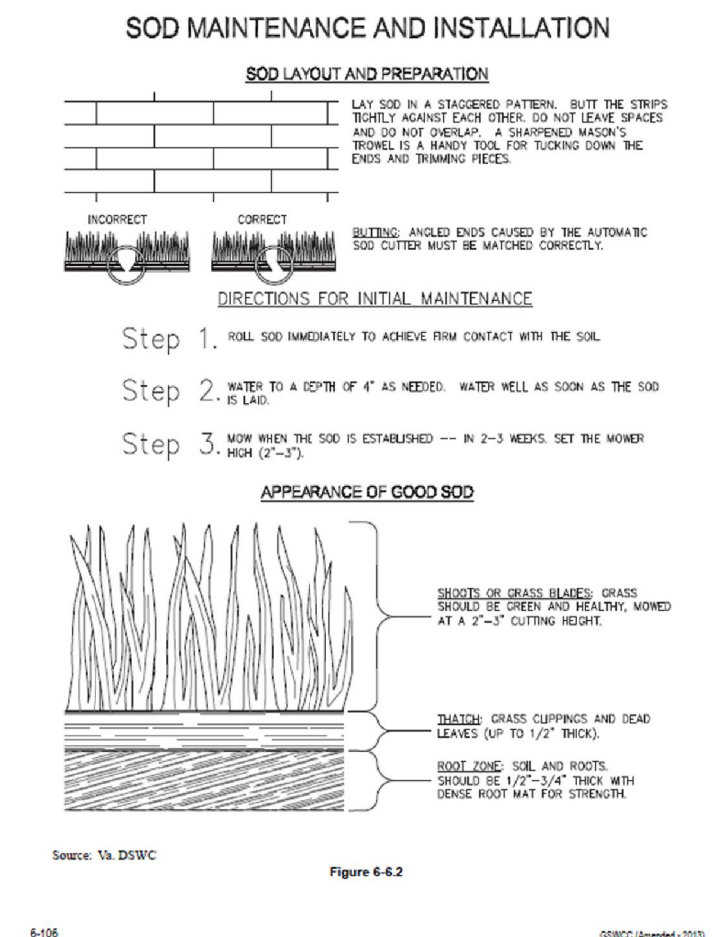
M-L REPRESENTS TO MOUNTAIN; BLUE RIDGE; AND RIDGES AND VALLEYS MLRA'S
P REPRESENTS THE SOUTHERN PIEMONT MLRA
C REPRESENTS THE SOUTHERN COASTAL PLAIN; SAND HILLS; BLACK LANDS; AND ATLANTIC COAST. FLATWOODS MLRA'S

NOTE: AGRICULTURAL LIME SHALL BE APPLIED AS INDICATED BY SOIL TEST OR AT THE RATE OF 1 TO 2 TONS PER ACRE.

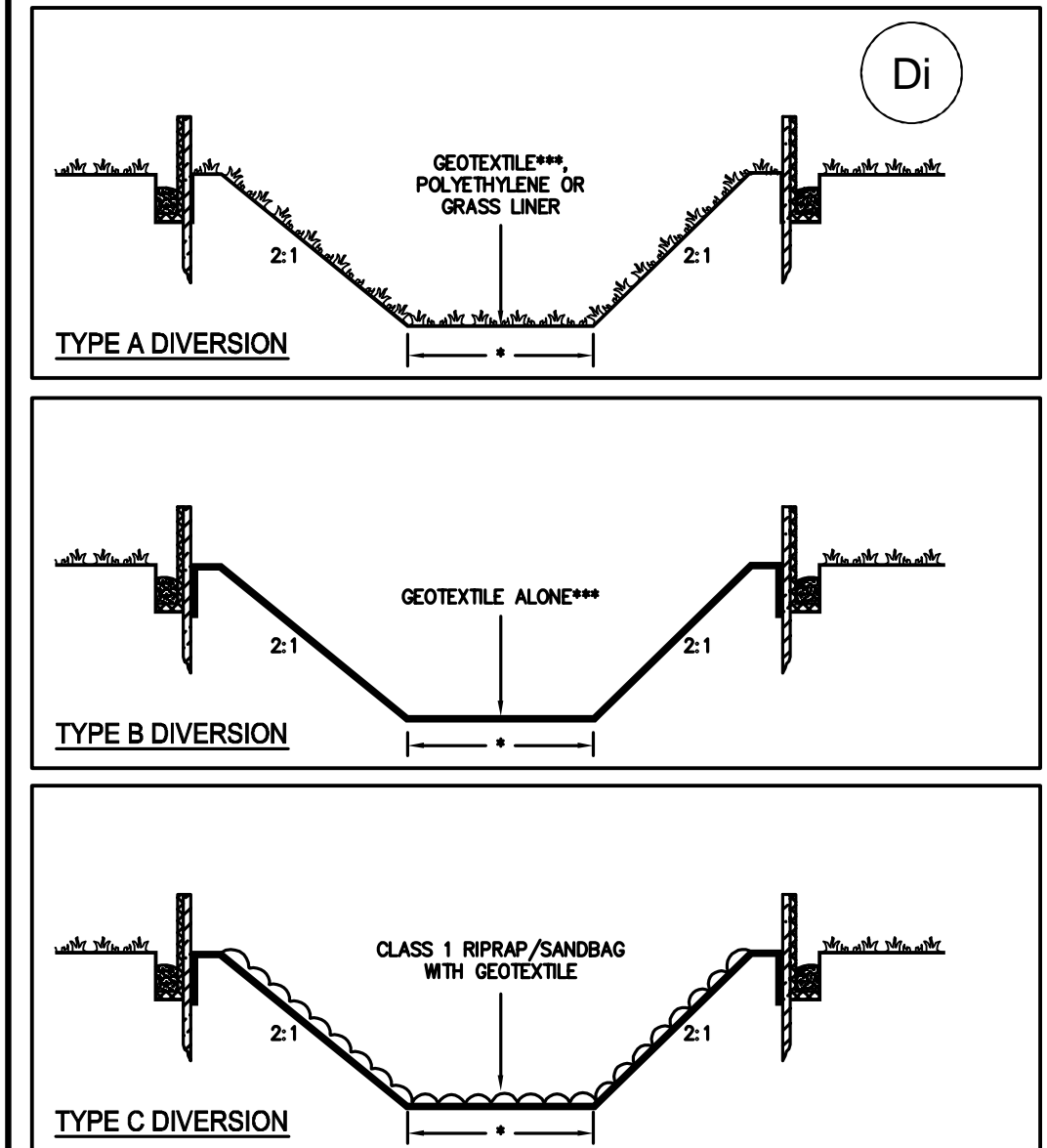
DISTURBED AREA STABILIZATION (PERM)



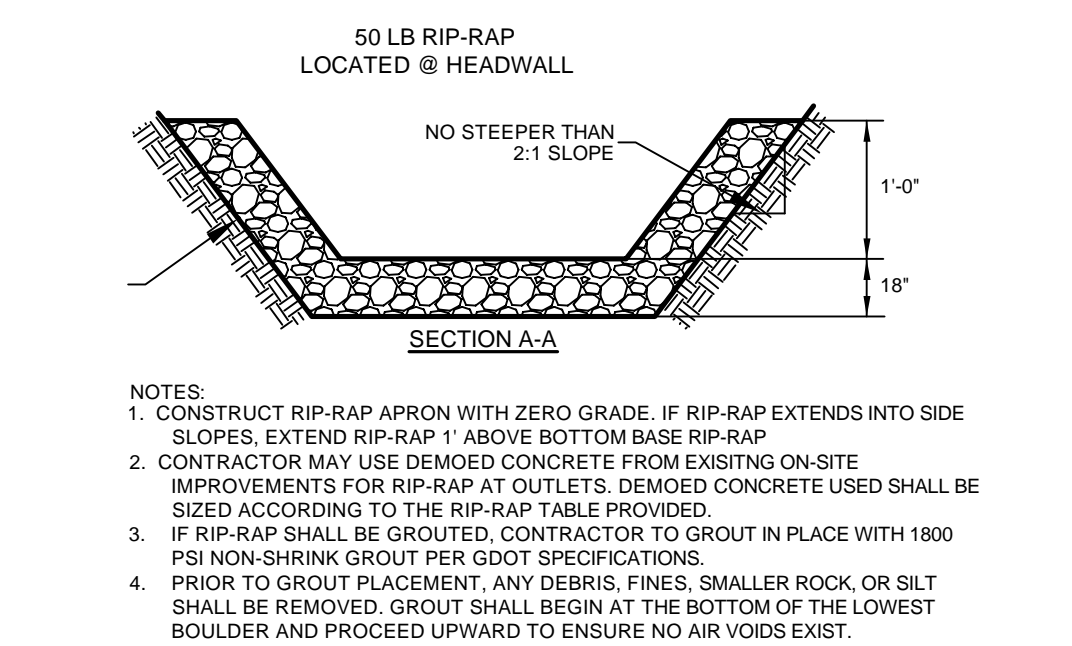
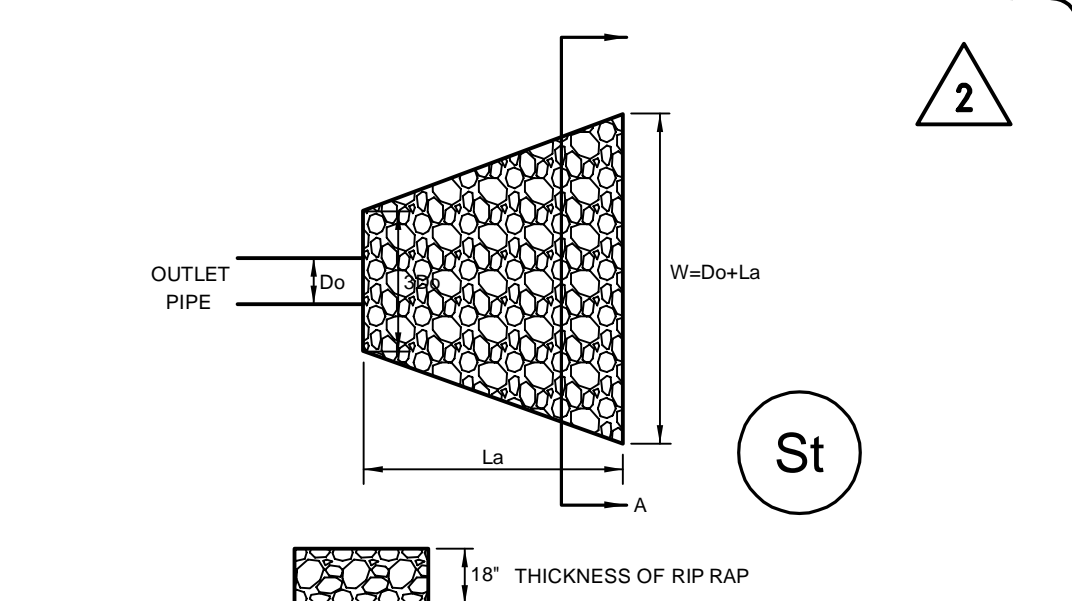
| Grass | Varities | Recovery Area | Growing Season |
|---------------|-----------|---------------|----------------|
| Bermudagrass | M-L, P, C | P, C | warm weather |
| Bahiagrass | Panama | P, C | warm weather |
| Centipede | - | P, C | warm weather |
| St. Augustine | Common | P, C | warm weather |
| Zoysia | Emerald | P, C | warm weather |
| Tall Fescue | Kentucky | M-L, P | cool weather |



TO BE SHOWN ON EROSION, SEDIMENTATION AND POLLUTION CONTROL PLAN



* 6" MINIMUM OR WIDTH OF EXISTING STREAM (WHICHEVER IS GREATER)
** SEDIMENT BARRIER AND FILTER CLOTH SHOULD BE EXTENDED IN THE SAME TRENCH.
*** GEOTEXTILE SHALL BE SPECIFIED IN ACCORDANCE WITH AASHTO M228-96 SECTION 7.5

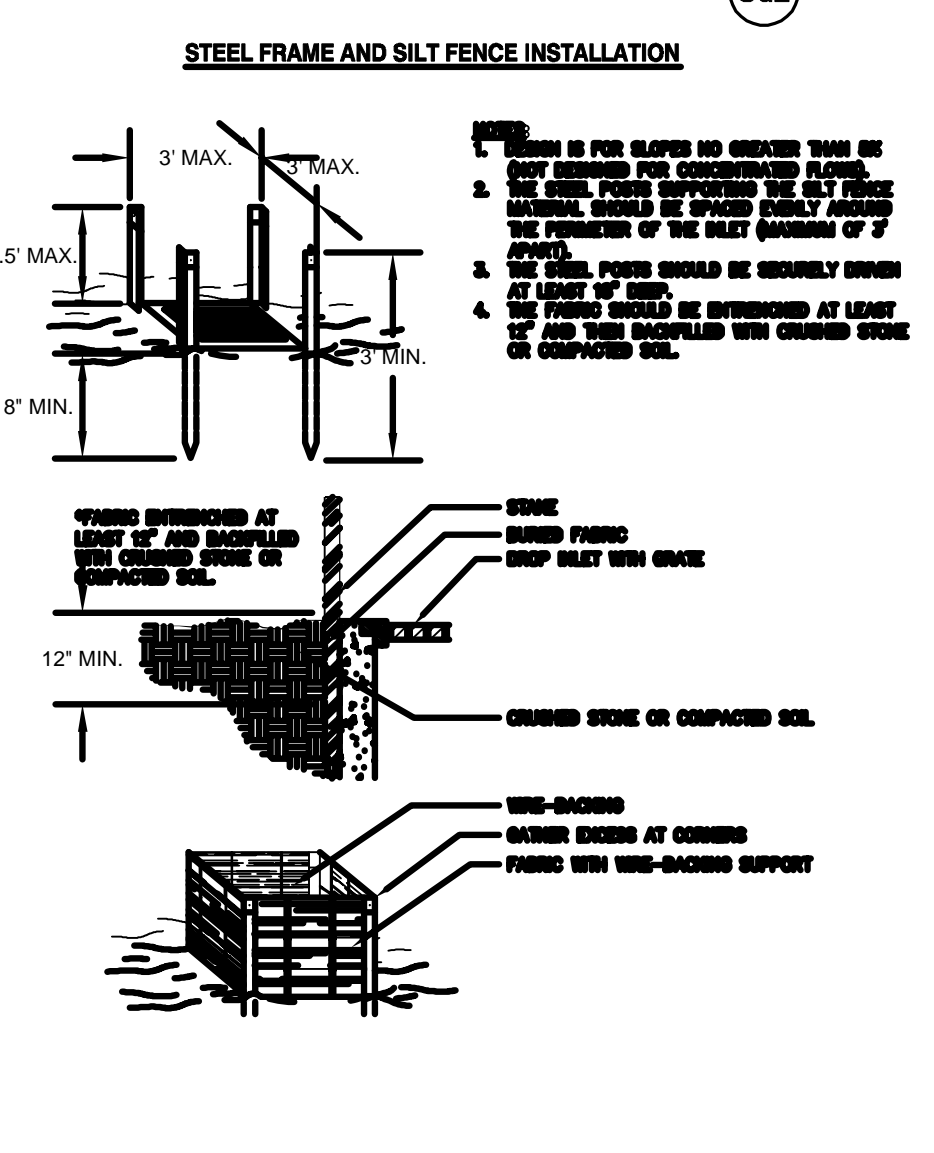


| LABEL | FLOW (CFS) | VEL. (FPS) | Do (IN.) | RIP RAP (FT) | 3Do (FT) | La (FT) | W (FT) |
|----------|------------|------------|----------|--------------|----------|---------|--------|
| D-0 (EX) | 10.56 | 6.98 | 18" | 1 | 4.5 | 23.81 | 11.02 |

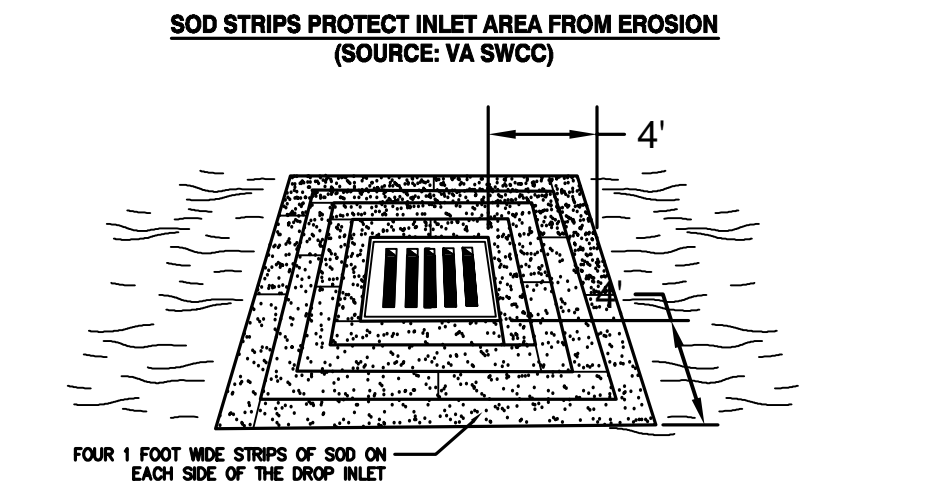
RIP RAP DETAIL

SCALE: 1" = 10'

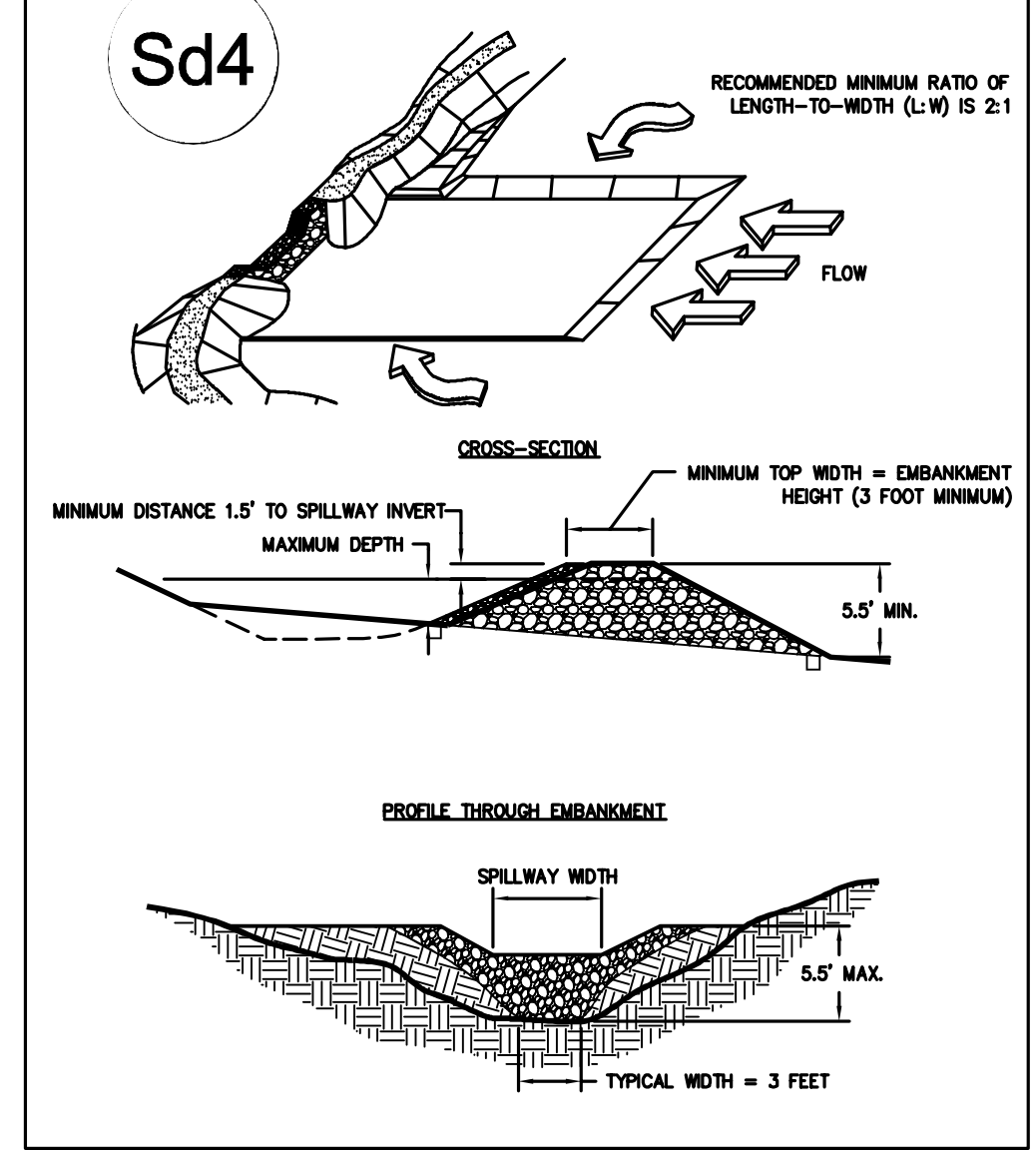
FABRIC AND SUPPORTING FRAME FOR INLET PROTECTION



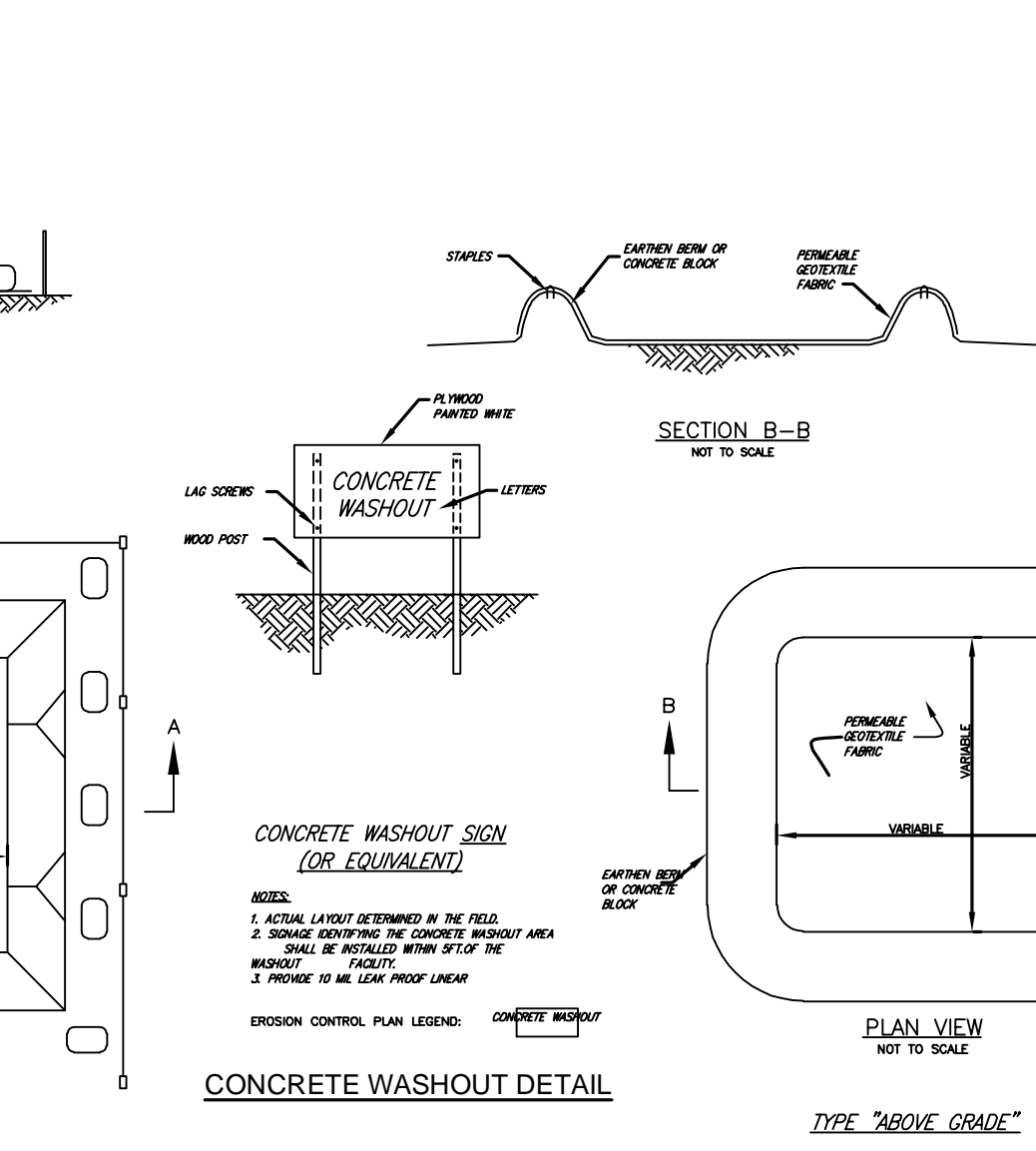
INLET SEDIMENT TRAP



TEMPORARY SEDIMENT TRAP



INLET SEDIMENT TRAP



RIP RAP DETAIL

SCALE: 1" = 10'

THIS DRAWING AND DESIGN ARE THE PROPERTY OF THE CONSULTANT. THEY ARE NOT TO BE USED, REPRODUCED, COPIED, OR IN ANY PART, OR USED FOR FURNISHING INFORMATION TO OTHERS WITHOUT THE PRIOR WRITTEN CONSENT OF THE CONSULTANT. ALL COMMON LAW RIGHTS OF COPYRIGHT AND / OTHERWISE ARE HEREBY SPECIFICALLY RESERVED.

APPROVED FOR CONSTRUCTION
NOT APPROVED FOR CONSTRUCTION

REVISIONS

| CITY COMMENTS | DATE |
|---------------|---------|
| | 3/21/23 |

DRAWING TITLE

| | | |
|---------------|----------|-------------|
| DRAWING FILE: | KMB | DRAWING NO. |
| DRAWN BY: | 11/09/22 | C-9 |
| DATE: | 5741.00 | |
| PROJECT NO: | | |